



# ASPIRE

— TO MOVE —



## Station Road, Ashley Down, Bristol, BS7

Video and physical viewings available. Four double bedroom, flat, in Athena Court suitable for professional sharers, offered part unfurnished and available now

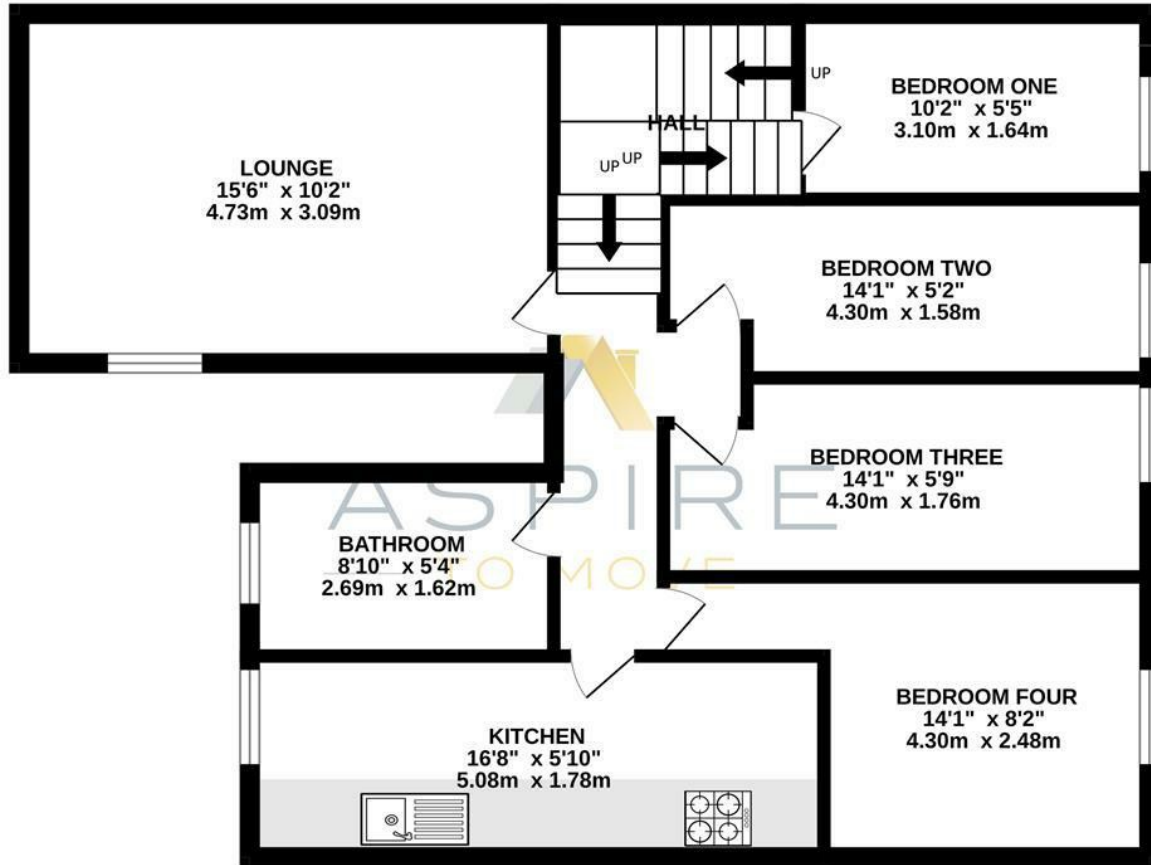
Athena Court is located in Ashley Down, just 0.8 miles from Gloucester Road and all the necessary amenities as well as being opposite the new Ashley Down Train Station.

- Available to professional Sharers
- Part Furnished
- Great transport links - Next to Ashley Down Station
- New Double Glazed Windows
- On street parking
- Council Tax Band B
- Available now
- Holding deposit - £460

**£1,995 PCM**

# Floor Plans

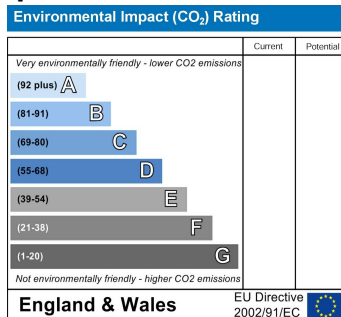
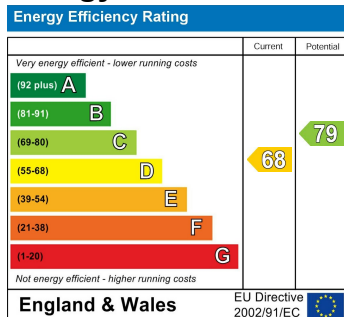
## FIRST FLOOR 679 sq.ft. (63.1 sq.m.) approx.



TOTAL FLOOR AREA : 679 sq.ft. (63.1 sq.m.) approx.

Whilst every attempt has been made to ensure the accuracy of the floorplan contained here, measurements of doors, windows, rooms and any other items are approximate and no responsibility is taken for any error, omission or mis-statement. This plan is for illustrative purposes only and should be used as such by any prospective purchaser. The services, systems and appliances shown have not been tested and no guarantee as to their operability or efficiency can be given.  
Made with Metropax ©2025

## Energy Performance Graph



These particulars, whilst believed to be accurate are set out as a general outline only for guidance and do not constitute any part of an offer or contract. Intending purchasers should not rely on them as statements of representation of fact, but must satisfy themselves by inspection or otherwise as to their accuracy. No person in this firm's employment has the authority to make or give any representation or warranty in respect of the property.